



**Boise Cascade®**  
MILLWORK



© Nat Rea

NOW AVAILABLE IN THE WASHINGTON AND OREGON MARKET

**SIMPSON DOORS IN STOCK**  
*at Boise Cascade Millwork*

**Simpson®**  
Door Company

Boise Cascade Millwork is proud to offer Simpson doors, now in the Pacific Northwest. Boise Cascade is a national partner with Simpson Door Company and looks forward to bringing the benefits of that partnership to you.

We will be supplying doors to you through our Vancouver, Washington location with an inventory of interior door slabs. This catalog shows the designs and sizes in stock. Further, we will supply all doors from Simpson's Redi-Ship® program—stocked in Olympia, Washington—in the quickest possible lead time. To see the full offering of designs and sizes available, visit [simpsondoor.com/rediship](http://simpsondoor.com/rediship). You can also order any Simpson special order or custom exterior or interior door through us, as well as any custom prehung unit, all made at Simpson facilities here in Washington state.

## TABLE OF CONTENTS



**DOUGLAS FIR INTERIOR DOORS IN STOCK** p. 3



**REDI-PRIME® INTERIOR DOORS IN STOCK** pp. 4-5



**REDI-SHIP® INTERIOR DOOR PROGRAM (IN STOCK LOCALLY AT SIMPSON)** pp. 6-9



**SPECIAL ORDER DOORS** p. 10



**EXTERIOR DOOR SELECTION GUIDE** p. 11



**HIGH-PERFORMANCE EXTERIOR DOORS** pp. 12-13



**CUSTOM PREHUNG UNITS AND MILLWORK** pp. 14-15

# DOUGLAS FIR INTERIOR DOORS

Douglas Fir interior doors are stocked 1-3/8" thick and in the sizes noted. Fire-rated doors are stocked 1-3/4" thick. Doors have ovolo sticking unless noted with "Shaker."




**Boise Cascade®**  
MILLWORK




**720 Shaker**  
3/8" FP  
1'6", 2'0", 2'4", 2'6",  
2'8", 3'0" x 6'8"



**9320 Shaker**  
1-3/4" Fire-Rated  
3/4" FP  
2'8", 3'0" x 6'8"




**782 Shaker**  
3/8" FP  
1'6", 2'0", 2'4", 2'6",  
2'8", 3'0" x 6'8"




**9382 Shaker**  
1-3/4" Fire-Rated  
3/4" FP  
2'8", 3'0" x 6'8"




**730 Shaker**  
3/8" FP  
1'6", 2'0", 2'4", 2'6",  
2'8", 3'0" x 6'8"




**9330 Shaker**  
1-3/4" Fire-Rated  
3/4" FP  
2'8", 3'0" x 6'8"




**760 Shaker**  
3/8" FP  
1'6", 2'0", 2'4", 2'6",  
2'8", 3'0" x 6'8"




**9360 Shaker**  
1-3/4" Fire-Rated  
3/4" FP  
2'8", 3'0" x 6'8"




**755 Shaker**  
3/8" FP  
1'6", 2'0", 2'4", 2'6",  
2'8", 3'0" x 6'8"




**9355 Shaker**  
1-3/4" Fire-Rated  
3/4" FP  
2'8", 3'0" x 6'8"




**82**  
3/4" RP  
1'6", 2'0", 2'4", 2'6",  
2'8", 3'0" x 6'8"




**9282**  
1-3/4" Fire-Rated  
1-7/16" RP  
2'8", 3'0" x 6'8"




**465**  
3/4" RP  
1'6", 2'0", 2'4", 2'6",  
2'8", 3'0" x 6'8"




**9265**  
1-3/4" Fire-Rated  
1-7/16" RP  
2'8", 3'0" x 6'8"



**66**  
3/4" RP  
1'6", 2'0", 2'4", 2'6",  
2'8", 3'0" x 6'8"



**9266**  
1-3/4" Fire-Rated  
1-7/16" RP  
2'8", 3'0" x 6'8"




**1501**  
Clear SG  
2'0", 2'4", 2'6",  
2'8", 3'0" x 6'8",  
2'0", 2'4", 2'6",  
2'8", 3'0" x 8'0"




**1501**  
White Laminate SG  
2'0", 2'4", 2'6",  
2'8", 3'0" x 6'8",  
2'0", 2'4", 2'6",  
2'8", 3'0" x 8'0"



**1643 Shaker**  
Clear SG  
2'0", 2'4", 2'6",  
2'8", 3'0" x 6'8"



**1643 Shaker**  
White Laminate SG  
2'0", 2'4", 2'6", 2'8",  
3'0" x 6'8"



**1645 Shaker**  
Clear SG  
2'0", 2'4", 2'6",  
2'8", 3'0" x 6'8"



**1645 Shaker**  
White Laminate SG  
2'0", 2'4", 2'6", 2'8",  
3'0" x 6'8"



© Rob Karosis | RobKarosis.com

SG = 1/8" SINGLE GLAZED  
FP = FLAT PANEL  
RP = DOUBLE HIP-RAISED PANEL

**Simpson®**  
Door Company



# REDI-PRIME® DOORS

Redi-Prime® interior doors are stocked 1-3/8" thick and in the sizes noted. Fire-rated doors are stocked 1-3/4" thick. Doors have ovolo sticking unless noted with "Shaker."



**8720 Shaker**  
3/8" FP  
1'6", 2'0", 2'4", 2'6",  
2'8", 3'0" x 6'8"  
1'6", 2'0", 2'4", 2'6",  
2'8", 3'0" x 8'0"



**89320 Shaker**  
1-3/4" Fire-Rated  
3/4" FP  
2'8", 3'0" x 6'8"  
2'8", 3'0" x 8'0"



**8782 Shaker**  
3/8" FP  
1'6", 2'0", 2'4", 2'6",  
2'8", 3'0" x 6'8"  
1'6", 2'0", 2'4", 2'6",  
2'8", 3'0" x 8'0"



**89382 Shaker**  
1-3/4" Fire-Rated  
3/4" FP  
2'8", 3'0" x 6'8"  
2'8", 3'0" x 8'0"



**8730 Shaker**  
3/8" FP  
1'6", 2'0", 2'4", 2'6",  
2'8", 3'0" x 6'8"  
1'6", 2'0", 2'4", 2'6",  
2'8", 3'0" x 8'0"



**89330 Shaker**  
1-3/4" Fire-Rated  
3/4" FP  
2'8", 3'0" x 6'8"  
2'8", 3'0" x 8'0"



**8760 Shaker**  
3/8" FP  
1'6", 2'0", 2'4", 2'6",  
2'8", 2'10", 3'0" x 6'8"  
1'6", 2'0", 2'4", 2'6",  
2'8", 2'10", 3'0" x 8'0"



**9360 Shaker**  
1-3/4" Fire-Rated  
3/4" FP  
2'8", 3'0" x 6'8"  
2'8", 3'0" x 8'0"



**8755 Shaker**  
3/8" FP  
1'6", 2'0", 2'4", 2'6",  
2'8", 3'0" x 6'8"  
1'6", 2'0", 2'4", 2'6",  
2'8", 3'0" x 8'0"



**89355 Shaker**  
1-3/4" Fire-Rated  
3/4" FP  
2'8", 3'0" x 6'8"  
2'8", 3'0" x 8'0"



© Property Brothers | Buying + Selling



**Boise Cascade®**  
MILLWORK

Vancouver, WA  
[BMVAMillworkSales@bc.com](mailto:BMVAMillworkSales@bc.com) / [millwork.bc.com](http://millwork.bc.com)



**Boise Cascade®**  
MILLWORK

## REDI-PRIME® DOORS (CONTINUED)

Redi-Prime® interior doors are stocked 1-3/8" thick and in the sizes noted. Fire-rated doors are stocked 1-3/4" thick. Doors have ovolo sticking unless noted with "Shaker."



**89801 Shaker \***  
Barn Door with  
V-Groove  
3'0", 3'6" x 7'0"



**89812 Shaker \***  
Barn Door with  
V-Groove  
3'0", 3'6" x 7'0"



**89815 Shaker \***  
Barn Door with  
V-Groove  
3'0", 3'6" x 7'0"




**8001**  
Clear SG  
2'0", 2'4", 2'6",  
2'8", 3'0" x 6'8"  
2'0", 2'4", 2'6",  
2'8", 3'0" x 8'0"



**8411**  
White Laminate SG  
2'0", 2'4", 2'6", 2'8",  
3'0" x 6'8"  
2'0", 2'4", 2'6", 2'8",  
3'0" x 8'0"



**8733 Shaker**  
Clear SG  
2'0", 2'4", 2'6", 2'8",  
3'0" x 6'8"



**8733 Shaker**  
White Laminate SG  
2'0", 2'4", 2'6", 2'8",  
3'0" x 6'8"



**8735 Shaker**  
Clear SG  
2'0", 2'4", 2'6", 2'8",  
3'0" x 6'8"



**8735 Shaker**  
White Laminate SG  
2'0", 2'4", 2'6", 2'8",  
3'0" x 6'8"



**8010**  
Clear SG  
1'6", 2'0", 2'4", 2'6",  
2'8", 3'0" x 6'8"



© Cynthia Brown Studio

FP = FLAT PANEL  
SG = 1/8" SINGLE GLAZED

**Simpson®**  
Door Company

## REDI-SHIP PROGRAM IN STOCK AT SIMPSON

Simpson stocks today's most popular interior (both 1-3/8" and 1-3/4") door designs as part of their Redi-Ship® program, which delivers the doors to you in 2-3 weeks. Also new to Redi-Ship is an Okoume Mahogany exterior door program. Below is a sample of the doors available in the Redi-Ship program. Contact your Boise Cascade Millwork representative or visit [simpsondoor.com/rediship](http://simpsondoor.com/rediship) for a complete list of designs and sizes. If you can't find what you need in stock at Boise Cascade Millwork, look to Redi-Ship.

## OKOUME MAHOGANY EXTERIOR DOORS

Choose from 90 Okoume Mahogany exterior door designs, all 1-3/4" with UltraBlock technology—5-year warranty—and in a variety of heights and widths. Matching sidelights available.



## DOUGLAS FIR AND WESTERN HEMLOCK

Choose from over 130 Douglas Fir or Western Hemlock door designs, all 1-3/8" and in a variety of heights and widths. Some additional designs not stocked at Boise Cascade Millwork includes the following.

Any Panel Design in both 6'8" and 8'0", with Matching Bifolds





**Boise Cascade®**  
MILLWORK

## DOUGLAS FIR AND WESTERN HEMLOCK (CONTINUED)

French Doors in 6'8" and 8'0", both Ovolo and Shaker Quirk Profiles. One Lites with Any Glass.



1501

1501 Rain (8'0)

1501 WLO

1309

1310

1312 (8'0)


1315

1318 (8'0)

## KNOTTY ALDER

Choose from over 70 Knotty Alder door designs, both 1-3/8" and 1-3/4" and in a variety of heights and widths.

Panel Doors in 6'8" and 8'0", all with Matching Bifolds



82

465

465 V-Groove

720


782

730

760

755

1-3/4" Thick Panel Doors in 6'8" and 8'0"



7282

7282 V-Groove

7465

7465 V-Groove

French Doors in 6'8" and 8'0", Ovolo or Shaker Quirk Profiles



1501 Rain

1590 Shaker

1501 Narrow Reed

1501 Shaker White Laminate

FP = FLAT PANEL  
RP = RAISED PANEL


**Simpson®**  
Door Company

## KNOTTY ALDER (CONTINUED)

Barn Doors in 7'0" and 8'4",  
Can be Cut Down to 6'8" and 8'0"



80801



80812




80815




## HARDWOOD OPTIONS

Choose from over 50 interior hardwood panel doors available in maple, red oak and poplar. All stocked 1-3/8" and in a variety of widths and heights


### Red Oak




782




760



44




66




1501 Narrow Reed



1596



1310




1315

### Maple



782



760



1501




1592



782



760



1501 Rain



1590

### Stain Grade Poplar








**Boise Cascade®**  
MILLWORK

## REDI-PRIME®

Choose from over 200 Redi-Prime® door designs, both 1-3/8" and 1-3/4" and in a variety of heights and widths. Some additional designs not stocked at Boise Cascade Millwork includes the following.

### 1-3/4" Thick



**8720**

**8782**

**8730**

**8755**

### Designs in 7'0" and Heights




**8720 (7'0")**

**8782 (8'0")**

**8730 (7'0")**

**8755 (8'0")**

### Ovolo Sticking + Raised Panel Designs




**8082 FP**

**8030 FP**

**80465 V-Groove**

**8055 RP**

### French Doors with Any Glass Texture in Either Ovolo or Shaker Quirk Profiles



**8490**

**8282 Speedy Baroque**

**8411 Rain Shaker**

**8411 Narrow Reed Shaker**

### Specialty Doors for that Special Space




**8120 Chalkboard**

**8780 Plantation Louver**

**8772 Louver**

**8182**

### Premium Flush Doors



**89900**

**89934**

**89935**

**89936**

FP = FLAT PANEL  
RP = RAISED PANEL

**Simpson®**  
Door Company

## SIMPSON SPECIAL ORDER, CONCEPT® CUSTOM DOORS AND MATCHING MILLWORK

If you haven't found what you are looking for from our in stock offerings throughout this catalog, let your Boise Cascade Millwork representative help you create a one-of-a-kind door to fit your needs. From species selection to design, Boise Cascade Millwork and Simpson can guide you through the process of creating a custom door. And you can expect the same great service and attention to detail from both.



© Davis Photography



© Davis Photography



**Boise Cascade®**  
MILLWORK

Vancouver, WA  
[BMVAMillworkSales@bc.com](mailto:BMVAMillworkSales@bc.com) / [millwork.bc.com](http://millwork.bc.com)

# EXTERIOR DOOR SELECTION GUIDE



**Boise Cascade®**  
MILLWORK



Simpson exterior doors can be made in any design, size or shape and with any glass or wood type. With so many options, it can be tough to find the right product for your projects. Below is a guide to help with the selection process.

Product Type	Available in Any Design	Available in Any Type of Wood	Can Be Stained	Can Be Painted	Warrantied with No Overhang Protection	Warranty Period
Door with UltraBlock® Technology	✓	✓	✓	✓		5 Years
Door with WaterBarrier® Technology	✓	✓	Can be stained inside only. Outside must be painted.	✓	✓	5 Years
Door with Nantucket Collection™ Construction	✓	Available in Douglas Fir, Western Hemlock, Sapele Mahogany & Nootka Cypress	✓	✓	✓	10 Years
SelectGuard™ Flat Panel <i>(can be used with any door type)</i>	✓	✓	✓	✓	✓	Lifetime <i>(with no split guarantee)</i>
SelectGuard™ Scoop Single Hip-Raised Panel <i>(can be used with any door type)</i>	For square or rectangle shaped panels only	✓	✓	✓	✓	Lifetime <i>(with no split guarantee)</i>
Innerbond® Double Hip-Raised Panel <i>(can be used with any door type)</i>	✓	✓	✓	✓	✓	Lifetime <i>(against splitting all the way through)</i>

**Simpson®**  
Door Company

## KNOW YOUR OVERHANG

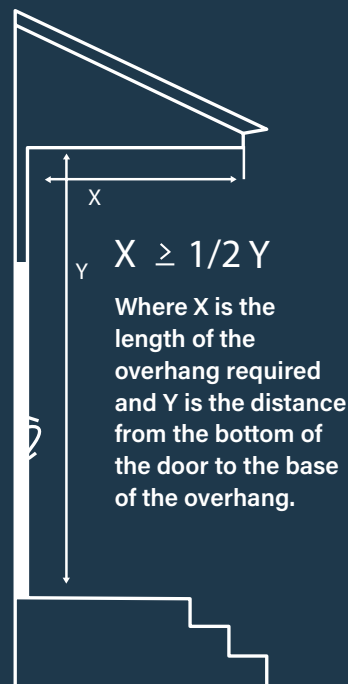
When it comes to high-performance exterior wood doors, Simpson has you covered. And when you are selecting an exterior door, make sure you are selecting the right type of door for that door's exposure to the elements.

### Yes, my door has adequate overhang, so I can select any design.

See drawing to the right for what is considered an adequate overhang. If your door opening has this type of protection or more, you can select any type of Simpson exterior door and in any wood type. And when your door has UltraBlock® technology, it will also feature a 5-year warranty.

### No, my door does not have adequate overhang, so I should select either doors from the Nantucket Collection™ or doors with WaterBarrier® technology.

If your door does not have an adequate overhang, Simpson has options for you. Select either the WaterBarrier technology upgrade for any exterior door or select a door from the Nantucket Collection. These offerings are engineered and built to withstand the weather and provide a full warranty in any type of exposure. Doors with WaterBarrier technology carry a 5-year warranty and Nantucket Collection doors carry a 10-year warranty, all with no overhang required.



## OPTIONS FOR DOORS WITHOUT AN ADEQUATE OVERHANG

### Nantucket Collection™

The original all wood, tough exposure solution. Copycats have entered the market and the Nantucket grows in popularity each year. All Nantucket Collection doors carry a 10-year warranty with no overhang requirement.

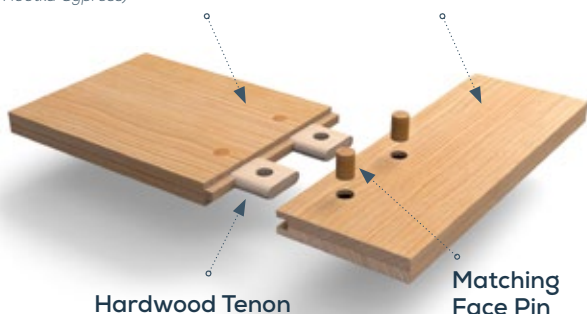
#### Standard Joinery

##### Solid Two-Piece Mortised Rail

(Available in Western Hemlock, Douglas Fir, Sapele Mahogany and Nootka Cypress)

##### Solid Two-Piece Mortised Stile

(Available in Western Hemlock, Douglas Fir, Sapele Mahogany and Nootka Cypress)



#### Optional Joinery

##### Solid Two-Piece Mortised Rail

(Available in Western Hemlock, Douglas Fir, Sapele Mahogany and Nootka Cypress)

##### Solid Two-Piece Mortised Stile

(Available in Western Hemlock, Douglas Fir, Sapele Mahogany and Nootka Cypress)



**Boise Cascade®**  
MILLWORK

Vancouver, WA

[BMVAMillworkSales@bc.com](mailto:BMVAMillworkSales@bc.com) / [millwork.bc.com](http://millwork.bc.com)





**Boise Cascade®**  
MILLWORK


## WaterBarrier® Technology

Patent-pending manufacturing process is value priced as compared to a clad solution and the first wood door to offer an extended warranty without a building overhang.

*Water-resistant glazing beads and SDL bars on exterior side. Wood bars on interior side.*

*Primed Medium Density Overlay for flat surfaces*

*SelectGuard® scoop single hip-raised and Innerbond® double hip-raised panels have a water-resistant primer*



## Weather Seal™ Process


*Entire stile-and-rail joints coated and bonded to decrease the possibility of water infiltration*

## UltraBlock® Technology

*Composite block material finger-jointed into the bottom of the stiles*

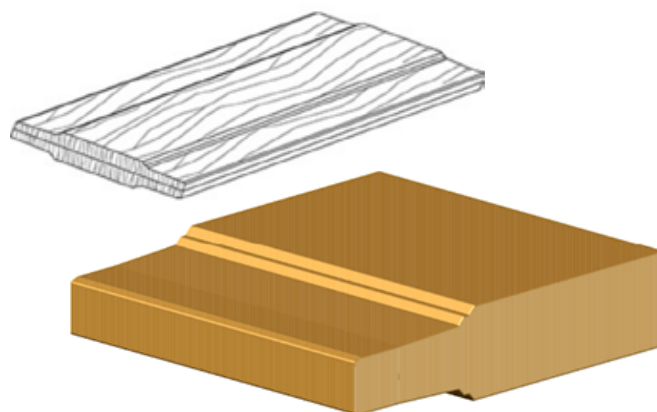
## UltraBlock® Technology

Patented manufacturing process has been leading the industry for 20 years and all doors with UltraBlock technology carry a 5-year warranty. Now nearly all Simpson exterior doors include this advantage, and for those that don't, it is available as an option.



## Innerbond® Raised Panels

Lifetime warranty against splitting all the way through for raised panels with a solution that has been in the market for over 25 years.



## Splitproof SelectGuard™ Panels

SelectGuard™ panels are made with a medex (exterior grade MDF) substrate and beautiful furniture-grade veneers over the surface. The result is a panel that will not expand, contract or split, and the consistent grain and color of the veneers will give it an unmatched beautiful appearance within your door.



**1-7/16" SelectGuard  
Veneered Scoop SHRP**



**3/4" SelectGuard  
Veneered Flat Panel**

**Simpson®**  
Door Company

# SIMPSON CUSTOM PREHANG UNITS

Simpson's new Custom Prehang Facility is now open and ready to help you with complex and custom prehang projects, as well as any millwork item to match your Simpson door.



## MATCHING MILLWORK:

- Order matching Simpson millwork with your Simpson door.
- Choose from a wide selection of jambs, casing, astragals and mull posts.
- Available in virtually any size, including for unusual retro or new home projects.
- Choose jambs for doors 2-1/4", 1-3/4" or 1-3/8" thick.
- Available in any wood species including unusual hardwoods, ensuring a perfect match to your door.
- Arch, round and other shapes available, ensuring a perfect match to your arch or round top door.

## UNIQUE DESIGN REQUIREMENTS:


- Pivot door systems
- Arch tops and shared arches across multiple components
- Dutch doors
- Hidden hinges
- Operable sidelights/transoms

## TECHNICAL PROJECTS:

- Fire-rated doors
- Impact-rated doors
- Doors with multi-point locks
- Other unique machining requirements

## BEYOND YOUR CAPABILITIES:

- Monster door sizes (slabs up to 10' tall and 5' wide, units much larger)
- Expensive door slabs you don't want to risk a mistake with



**Boise Cascade®**  
MILLWORK

Vancouver, WA

[BMVAMillworkSales@bc.com](mailto:BMVAMillworkSales@bc.com) / [millwork.bc.com](http://millwork.bc.com)




**Boise Cascade®**  
MILLWORK



**Simpson®**  
Door Company





**Boise Cascade®**  
MILLWORK



**Boise Cascade®**  
MILLWORK

Vancouver, WA  
360-693-0057  
BMVAMillworkSales@bc.com  
millwork.bc.com



**SIMPSONDOOR.COM** | 800 SIMPSON | #SIMPSONDOOR

©2025 Simpson Door Company. Printed in USA Catalog and door designs covered by copyright. All rights reserved. February 2025.

**Simpson®**  
Door Company